

Please read this instruction carefully for your safety flight.

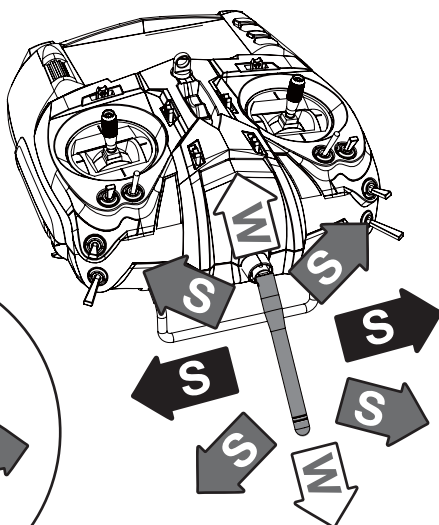
For proper use and set up method of Transmitter and Receiver

DMSS 2.4GHz products have a strong direction of radio wave compared with 35/40/72MHz. It is very important that the direction of transmitter antenna is properly set. It is also very important that the direction of receiver antennas is properly set to the model. Please read this book carefully before flight since the position of the transmitter antenna and receiver antenna is very important to have a safety flight of 2.4G products. Please also read the instruction manual carefully for the details of each product.

! Direction of transmitter antenna

Please set up the antenna direction as per following drawing.

OK As the strong radio wave faces towards the front of the aircraft, helicopter, etc., it makes a good transmittance to the receiver.



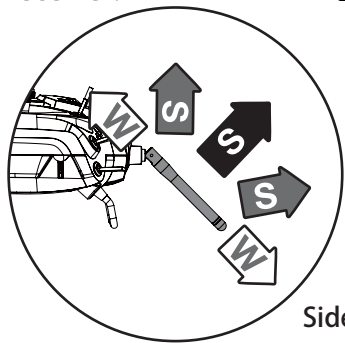
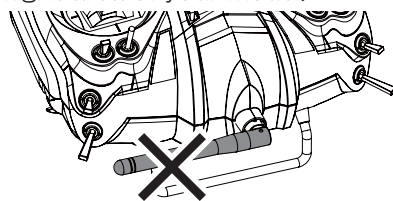
S Strong radio wave

Strong radio wave is transmitted to the aircraft, helicopter, etc.

W Weak radio wave

Radio wave is weak.

NG During the transmitter antenna is folded to the left or right, the radio wave may not be transmitted properly due to the position of the aircraft, helicopter, etc. Please re-adjust the antenna direction upon considering the flight area of your model.



Side view

! Direction of receiver antenna

DO NOT stick or touch the receiver antenna to the carbon body or metal articles, as it markedly reduces the receiving sensibility.

(Receiver with plural antennas) Please install each antenna at 90 degree against the another antennas in 3 dimensions.

(Receiver with one antenna) Please keep distance from the carbon body or metal articles. Please read each product instruction manual for more details.

! Set up method of remote antenna

Remote antenna of DMSS 2.4Ghz system has a telemetry function. It also functions as strong transmitter not only as receiver. When you install the remote antenna, please make sure to keep distance from the receiver, ESC, regulator, servos, Gyros and each harness wires to prevent interference to other electronic devices and to avoid occurrence of malfunction caused by direct strong transmitting power.